



DTN Fertilizer Outlook

Fertilizers: A Top-Read Subject on DTN

The screenshot shows the DTN website interface for a user named Kathryn Myers. The page is titled "DTN Grains Professional (Master)" and features a navigation menu with categories like HOME, MARKETS, WEATHER, NEWS, CROPS, LIVESTOCK, EQUIPMENT, FARM BUSINESS, LAND MANAGEMENT, AG POLICY, and FARM LIFE. The main content area is divided into several sections:

- Local Pricing:** DTN Fertilizer Prices 12/3/10 1:32PM. Fertilizer prices from retailers around the Midwest.
- USDA Fertilizer Reports:** USDA IL Production Cost 11/24 10:37AM.
- Fertilizer Commentary:**
 - DTN Retail Fertilizer Trends 11/30/10 2:39PM:** Fertilizer Prepayments on the Rise. Both for tax reasons and worries that fertilizer prices could be higher by spring, growers are locking in orders now.
 - DTN Fertilizer Outlook 11/22/10 8:11AM:** Domestic Ammonia, Potash Prices Seen Steady to Higher; UAN, DAP Prices Could Ease. Strong demand in the Corn Belt is likely to keep domestic ammonia and potash prices steady to higher in the short term, while imported supplies could cause domestic UAN and DAP prices to move lower in the medium term.
- Fertilizer Stories:**
 - China Soybean Futures Higher 12/3 5:51AM
 - China Soybean Futures Higher
 - DTN Retail Fertilizer Trends 11/30 2:39PM
 - Fertilizer Prepayments on the Rise
 - China Soybean Futures Lower 11/29 5:59AM
 - China Soybean Futures Lower
 - World Factors Into Fertilizer Outlook 11/26 8:02AM
 - Global Fertilizer Needs, Production Expected to Grow
 - Soil Fertility - 2 11/24 5:41AM
 - Fertilizer Outlook: Return to Normal Demand

On the right side of the page, there are three line charts:

- Monthly Ammonia Chart:** Shows Ammonia Price (USD/Short Ton) from 2007 to 2010. The price starts around \$400, peaks near \$600 in 2008, and ends near \$500 in 2010.
- Monthly Dap Chart:** Shows DAP Price (USD/Short Ton) from 2007 to 2010. The price starts around \$200, peaks near \$400 in 2008, and ends near \$300 in 2010.
- Monthly Potash Chart:** Shows Potash Price (USD/Short Ton) from 2007 to 2010. The price starts around \$100, peaks near \$200 in 2008, and ends near \$150 in 2010.

Fertilizers: Top-read Subject on DTN

- Working on the best information possible
- Proprietary Data

Markets

- MARKETS HOME
- PRX DATA MAP
- PRX LANWORTH MAP
- DYNAMIC DASHBOARD
- CORN**
- SOYBEANS
- WHEAT & SMALL
- PULSE & OILSEEDS
- DAIRY
- LIVESTOCK
- CATTLE
- SWINE
- COTTON
- RICE
- PEANUTS
- CANADIAN MARKETS
- FEEDSTUFFS
- FERTILIZERS**
- HAY
- FUELS
- MARKET QUOTES

DTN Fertilizer Prices

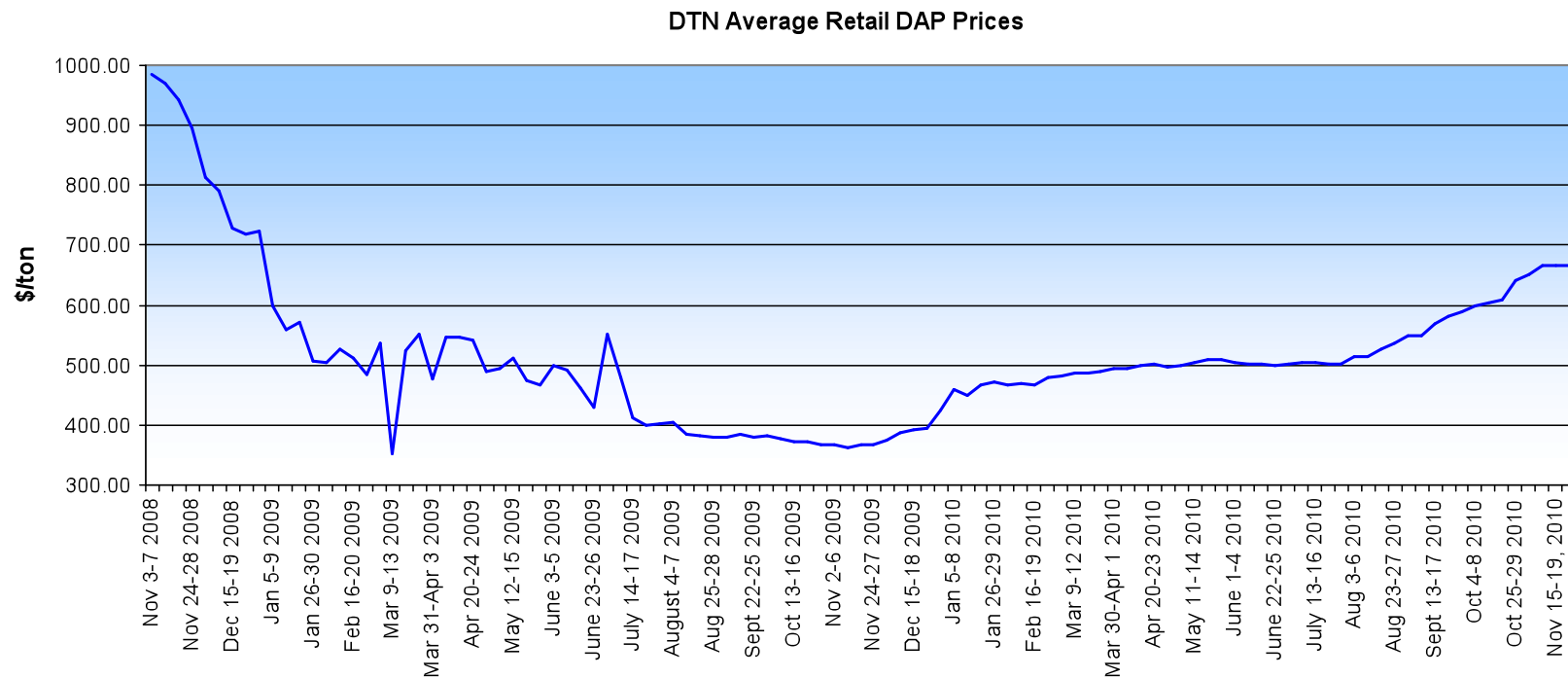
Fri Dec 3, 2010 01:32 PM CST

Join other top dealers in listing your fertilizer prices with DTN, and the best part is, you can list your prices for free. Call (402) 255-8062 to start publishing your bids today.

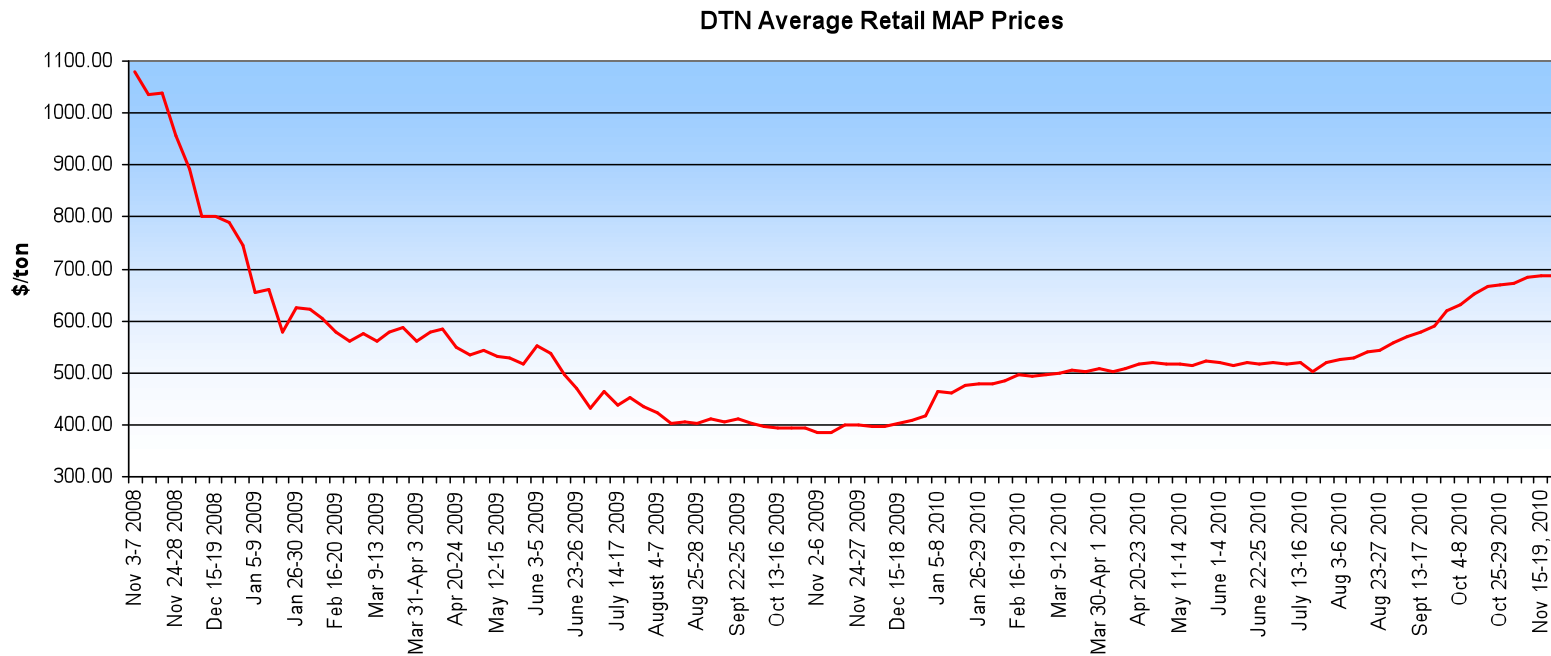
Prices are on a per ton basis.

	DATE	UREA	MAP	DAP	POTSH	10-34-0	ANHY	UAN32	UAN28
WEEKLY AVERAGE		477	692	666	542	528	716	383	344
CO MONTE VISTA	11/30	525	670		600	435	871	390	
IA ATLANTIC	12/1	550	750	650	550	550	850	350	
CHARITON	12/1	550	750		550		850		340
FORT ATKINSON	12/1	450		650	550		720		330
OSSIAN	12/1	450		650	550		720		330
RICEVILLE	11/29	550	750		550	550	850		340
WAUCOMA	12/1	450		650	550		720		330
WEST UNION	12/1	450		650	550		720		330
IL BLUFORD	12/1	440		660	525			340	
IN ANDERSON	12/1		710		510	585	790		380
DANVILLE	12/3	415		625	510				
KS ARKANSAS CITY	12/3	460	715	655	495	500	688		320
ASHTON	12/3	460	675	655	495	500	650		320
ATLANTA	12/1	460		660	520	525	650		320
BARTLETT	12/1	445		640	575		640		310
BURDETT	12/1	480	720				665	400	
CHENEY	12/3	465	685		525	470	650		335
COATS	11/29	460	690	680	525	510	650	342	300
FREDONIA	11/29	461		668	587		695		290
GARDEN PLAIN	12/3	465	685		525	470	650		335
GEUDA SPRINGS	12/3	460	675	695	552	563	650		320
GIRARD	12/1	490		700	570		690		
GORHAM	12/2	465	685	695		495	640	380	340
HUDSON	12/1	465	720	661	547	515	654	400	325
KINGMAN-BLMNT	12/3	465	685		525	470	650		335
KINGMAN	12/3					470	650		335
LARNED	12/1	480	720				665	400	
MORNING	12/1	480	720		600		720		360

Fertilizers: Watching the Trend

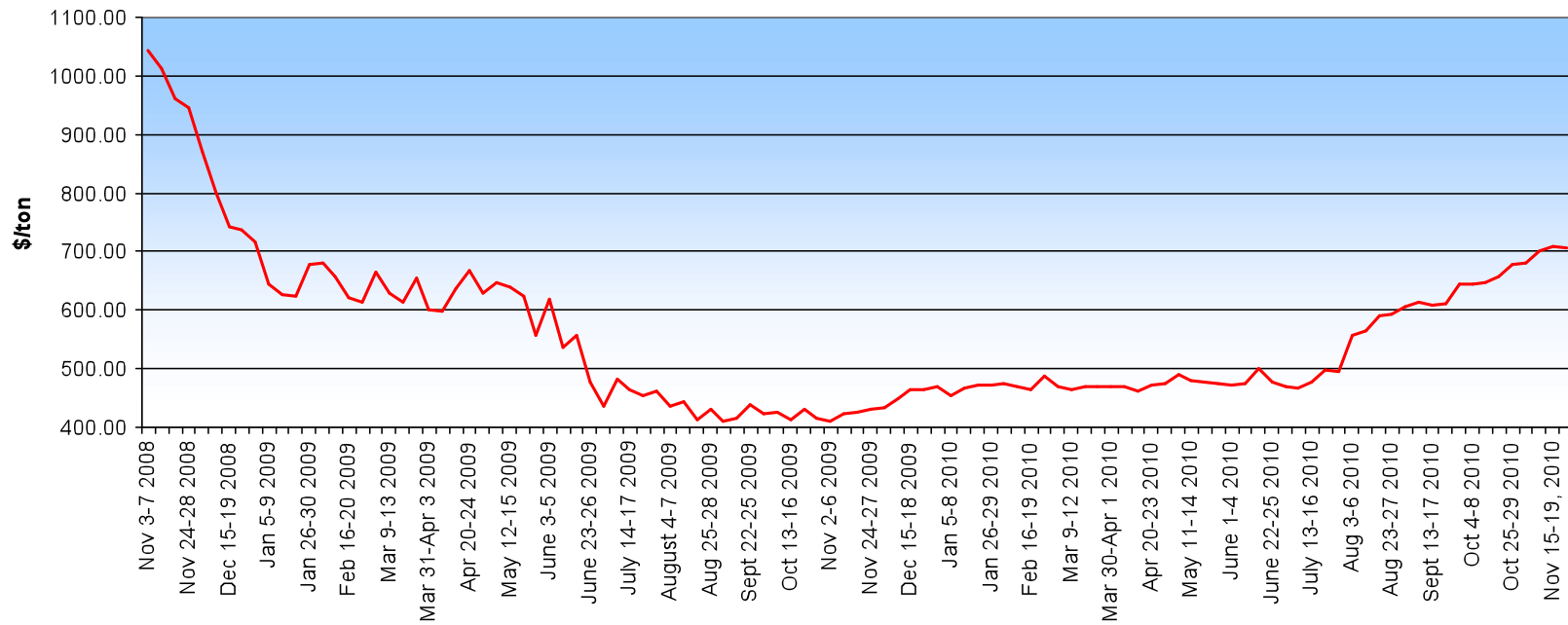


Fertilizers: Watching the Trend



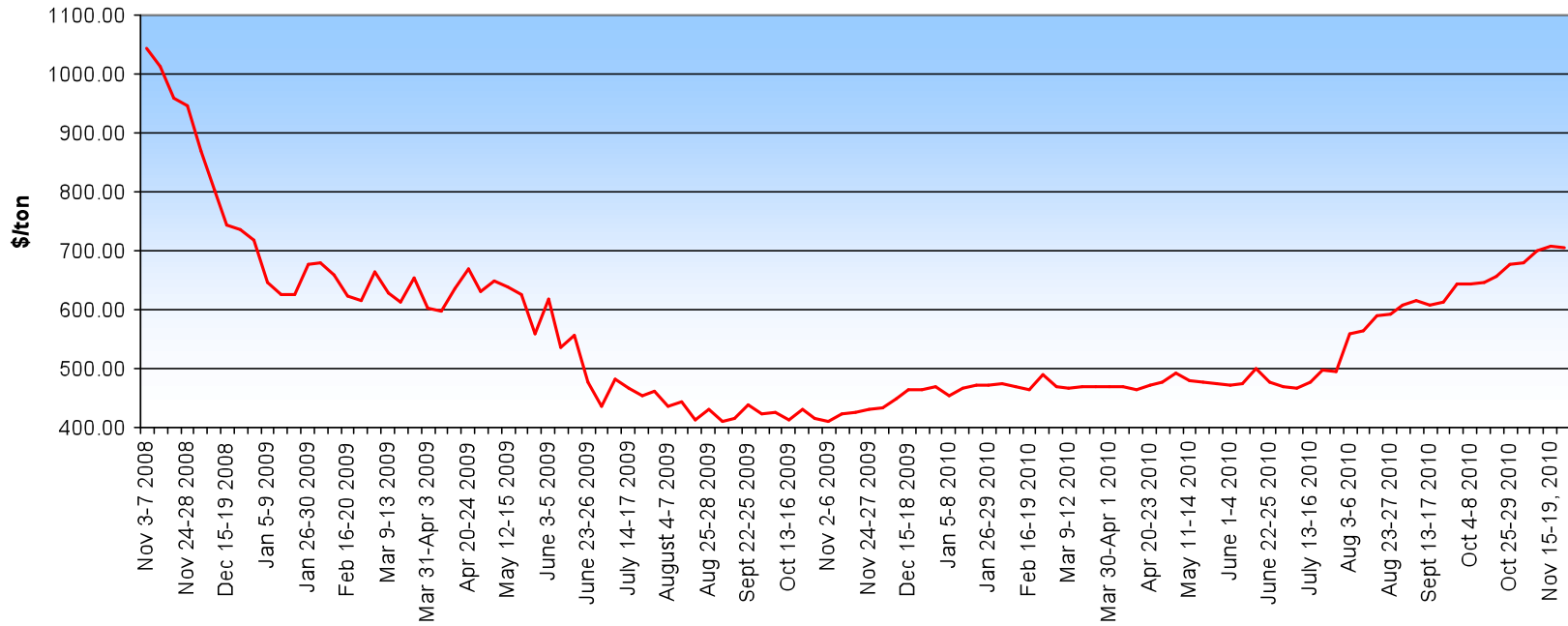
Fertilizers: Watching the Trend

DTN Average Retail Anhydrous Prices



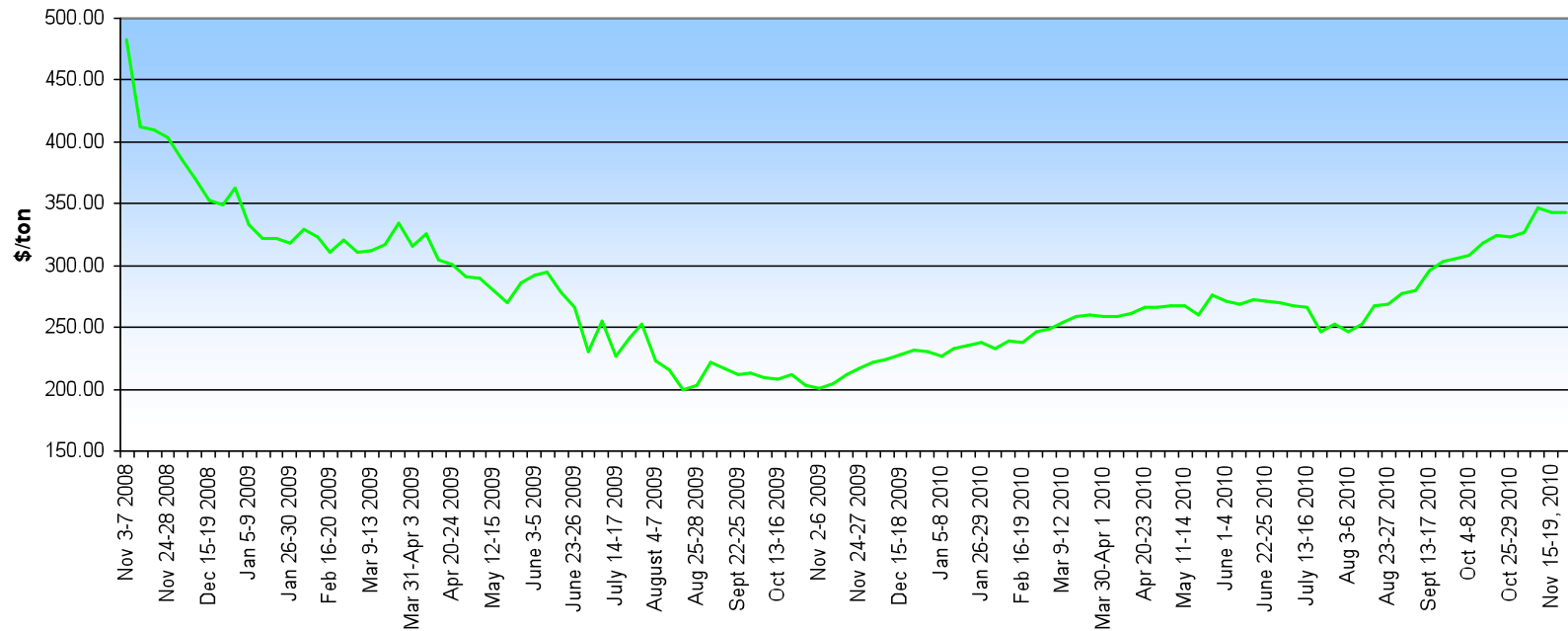
Fertilizers: Watching the Trend

DTN Average Retail Anhydrous Prices



Fertilizers: Watching the Trend

DTN Average Retail UAN28 Prices



Fertilizers: Top-read Subject on DTN

- Working on the best information possible
- Proprietary Data
- Proprietary analysis

News

- NEWS HOME
- TOP STORIES
- AG NEWS
- U.S. & WORLD NEWS
- COTTON NEWS
- CANADA NEWS
- DAIRY NEWS
- RECENT FEATURES
- THE BEST OF DTN/PF
- BLOGS
- AUDIO & VIDEO
- TOWN HALL
- COMMERCIAL NEWS
- DTN MARKETWIRE
- DOW JONES
- REUTERS BASIC AG
- ENERGY UPDATE
- AP ONLINE NEWS

▶ **NEWS**

DTN Retail Fertilizer Trends Fertilizer Prepayments on the Rise



Russ Quinn DTN Staff Reporter
Bio | Email

Tue Nov 30, 2010 02:39 PM CST

OMAHA (DTN) -- All eight major fertilizers continue to show increases in price, according to retail fertilizer prices tracked by DTN for the fourth week of November. However, for the second consecutive week, prices were only up just slightly compared with a month earlier.

Potash is now 7 percent higher compared to the fourth week of October at \$540 per ton. Both UAN28 and UAN32 were up 6 percent with UAN28 having an average price of \$343/ton and UAN32 at \$385/ton.

Anhydrous, urea, 10-34-0, DAP and MAP were all just slightly higher from the previous month. Anhydrous had an average price of \$706/ton, urea \$474/ton, 10-34-0 \$531/ton, DAP \$666/ton and MAP \$688/ton.



With the fall fertilizer season wrapping up in most locations, retailers report



Potash has been slower to revive than other fertilizers, but retail potash prices jumped 7 percent in the last month. (DTN chart by Kim Adrian)

Fertilizers: Top-read Subject on DTN

- Working on the best information possible
- Proprietary Data
- Proprietary analysis
- Top Industry Columnist

HOME MARKETS WEATHER NEWS CROPS LIVESTOCK EQUIPMENT FARM BUSINESS LAND MAN

Help Feedback View Alerts Monitored Locations ADMIN

News

NEWS HOME

TOP STORIES

AG NEWS

U.S. & WORLD NEWS

COTTON NEWS

CANADA NEWS

DAIRY NEWS

RECENT FEATURES

THE BEST OF DTN/PF

BLOGS

AUDIO & VIDEO

TOWN HALL

COMMERCIAL NEWS

DTN MARKETWIRE

DOW JONES

REUTERS BASIC AG

ENERGY UPDATE

AP ONLINE NEWS

NEWSROOM


NEWS SEARCH

NEWS ARCHIVE

NEWS

DTN Fertilizer Outlook

Domestic Ammonia, Potash Prices Seen Steady to Higher; UAN, DAP Prices Could Ease




Ken Johnson DTN Fertilizer Columnist

[Bio](#) | [Email](#)

Mon Nov 22, 2010 08:11 AM CST

Ammonia

The world ammonia market was quiet through most of November. World prices dropped from an early-month high of \$400 per mton to \$390 at mid-month. Problems at one plant in Ukraine are keeping Black Sea supplies relatively tight. International demand is expected to show its usual seasonal downturn through December and into early January. In the case of Europe, this is exacerbated by the extended closure of a French AN plant, which is based on imported ammonia. Steady demand from Indian DAP producers is absorbing most Middle East production, and prices into that market are steady in the \$420s mton cfr (cost and freight -- seller pays the cost and freight necessary to bring the goods to the named port of destination). There could be refill demand in the U.S. over the winter, as ammonia stocks in the Midwest are likely to be drawn down substantially after a strong fall direct application season. However, this demand is unlikely to be sufficient to support international prices. We expect world ammonia prices to run flat with an undertone of softness in the short term. Demand for ammonia going to corn and



(DTN chart by Kim Adrian)

Fertilizers: Top-read Subject on DTN

- Working on the best information possible
- Proprietary Data
- Proprietary analysis
- Top Industry Columnist
- News and Feature Coverage

Markets

- MARKETS HOME
- PRX DATA MAP
- PRX LANWORTH MAP
- DYNAMIC DASHBOARD
- CORN
- SOYBEANS
- WHEAT & SMALL
- PULSE & OILSEEDS
- DAIRY
- LIVESTOCK
- CATTLE
- SWINE
- COTTON
- RICE
- PEANUTS
- CANADIAN MARKETS
- FEEDSTUFFS
- FERTILIZERS
- HAY
- FUELS

NEWS

Fall Fertility Considerations Hybrid Changes Affect Nutrient Needs



Dan Davidson DTN Agronomist
[Bio](#) | [Email](#) | [Blog](#)

Tue Nov 23, 2010 05:20 PM CST

OMAHA (DTN) -- Yield, fertilizer cost and crop price always influence how farmers plan their soil fertilizer program and decide which fertilizers to apply.

But changes in nutrient levels, as well as hybrids, mean farmers have more to consider in the future.

Corn hybrid yields have had extraordinary increases in the last decade. From 1991 to 2009, the average corn yield shot from 108.6 to 164.9 bushels per acre, an astonishing gain of 56 bushels.

Historically, corn required about 1.2 pounds of nitrogen (N), 0.6 pounds of phosphate (P) and 1.4 pounds of potash (K) to produce one bushel of grain.

In other words, if you produced 100 bpa of corn 20 years ago, you needed to have 120 pounds of N, 60 pounds P and 140 pounds K available.

Today, if you produce 200 bpa, you would seem to need to double those amounts. However, the soil always supplies some of these requirements and farmers



Soil Fertility - 1
Application of dry fertilizer in the fall helps to boost soil test levels of nutrients. (DTN Photo by Kurt Lawton)



Related News Stories

- [China Soybean Futures Higher](#)
- [DTN Retail Fertilizer Trends Fertilizer Prepayments on the Rise](#)
- [China Soybean Futures Lower](#)
- [World Factors Into Fertilizer Outlook Global Fertilizer Needs, Production Expected to Grow](#)
- [Soil Fertility - 2 Fertilizer Outlook: Return to Normal Demand](#)



Thank you